

Figure 1: The columns in base ten

Number systems and binary

In the first unit of this course, we look at binary numbers and binary representations of other sorts of data. See the video for a rationale, and a brief look at the founder of Information Theory, Claude Shannon.

The Man Who Turned Paper Into Pixels from Delve on Vimeo.

Positional numbering system

Our normal number system is a positional system, where the position (column) of a digit represents its value. Starting from the right, we have the ones column, tens column, hundreds, thousands, and so on. Thus the number 3724 stands for three THOUSAND, seven HUNDRED, two TENS (called twenty), and four ONES.

The values of those columns derive from the powers of ten, which is then called the **base** of the number system. The base ten number system is also called **decimal**.

There is nothing special about base ten, except that it's what you learned from a young age. A positional numbering system can use any quantity as its base. Let's take, for example, base five. In base five, the columns represent the quantities (from right to left) one, five, twenty-five, and a hundred twenty-five. We need to use five symbols to indicate quantities from zero up to four. For simplicity, let's keep the same numerals we know: 0, 1, 2, 3, and 4.

The number shown in this figure, 3104 in base five, represents the same quantity that we usually write as 404 in base ten. That's because it is three \times one hundred twenty-five (= 375), plus one \times twenty-five (= 25) plus four ones (= 4), so $375 + 25 + 4 = 404$.

You can count directly in base five; it looks like this: 0, 1, 2, 3, 4, 10, 11, 12, 13, 14, 20, 21, 22, 23, 24, 30, 31, 32, 33, 34, 40, 41, 42, 43, 44, 100. (Those correspond to quantities from zero to twenty-five.)

3	1	0	4
5^3	5^2	5^1	5^0
hundred twenty-fives	twenty-fives	fives	ones

Figure 2: The columns in base five

There is a relatively simple **algorithm** for converting from base ten to any foreign base. Suppose we have the number 344 (three hundred forty-four) that we'd like to write in base five.

We start by dividing the number by the desired base, so $344 \div 5 = 68.8$. It helps to think of that as 68 with a **remainder** of 4. (The .8 corresponds to a remainder of 4 because $.8 \times 5 = 4$.) Remember the remainder, but proceed with the whole-number part. So now we divide $68 \div 5 = 13.6$ which is **remainder 3**. Next, $13 \div 5 = 2.6$, again **remainder 3**. Finally, $2 \div 5 = 0.4$, which is **remainder 2**.

We stop when the whole-number part becomes zero, and then write the remainders from right to left: 2334. Thus, 344 in base ten is written as '2334' in base 5.

- Numberphile video: [base twelve number system](#) by James Grime [9:11].
- Numberphile video: [linguistics and numbering systems](#) by Tom Scott [9:54]
- [Video on Base64](#) by Tom Scott (YouTube IDs use Base64)

Binary numbers

Computer systems use **binary** numbers – that just means they are in base **two**. Using two as the base is really convenient and flexible, because we need only two 'symbols' and there are so many ways we can represent them: zero/one, on/off, up/down, high/low, positive/negative, etc.

In binary, the columns are (from right to left) 1, 2, 4, 8, 16, 32, and so on. Using a zero means we exclude that column's quantity, and a one means we include it.

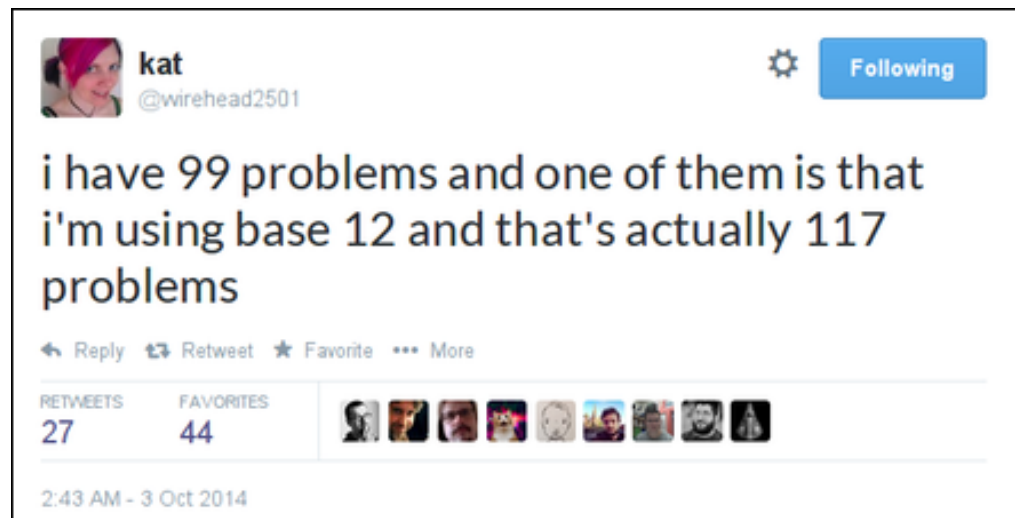
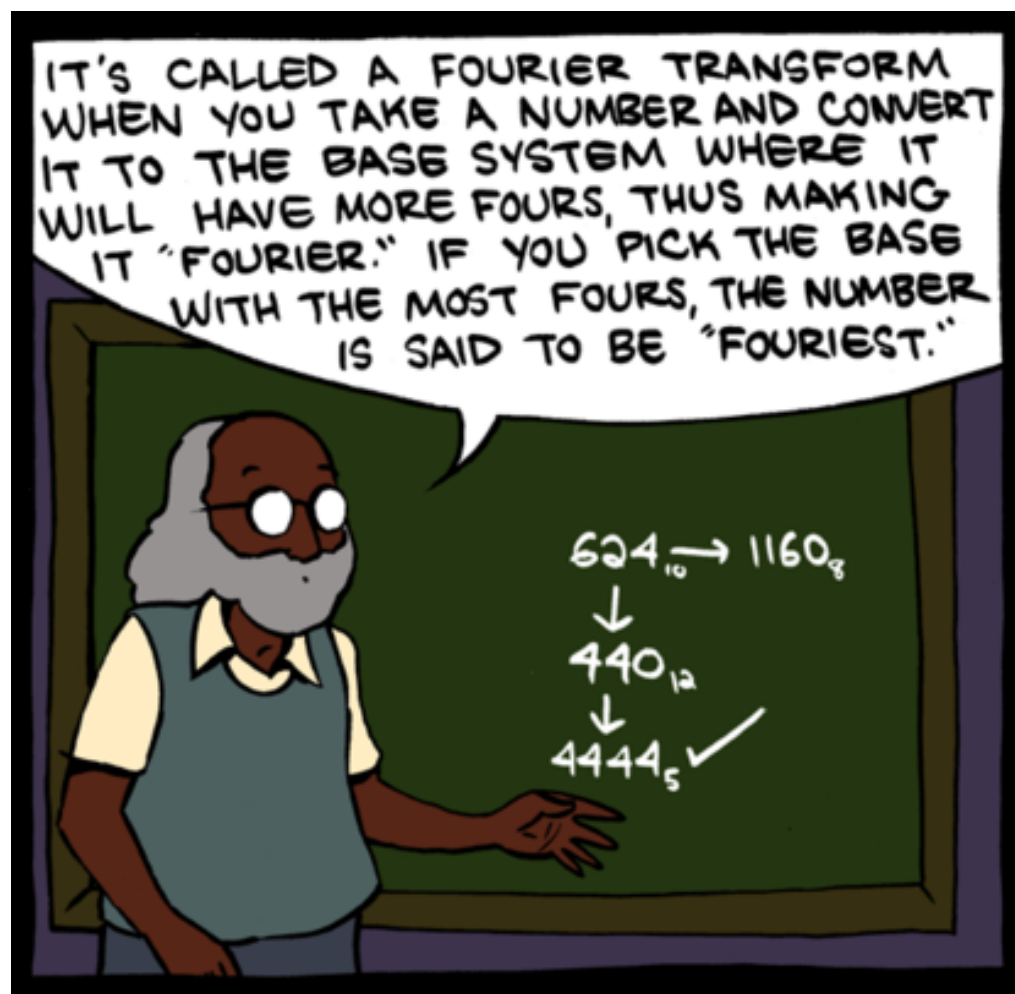


Figure 3: @wirehead2501 on Twitter

Figure 4: Teaching math was way more fun after tenure – from [Saturday Morning Breakfast Cereal](#)

$$\begin{array}{ccccc}
 \underline{1} & \underline{0} & \underline{1} & \underline{1} & \underline{0} \\
 16 & 8 & 4 & 2 & 1 \\
 2^4 & 2^3 & 2^2 & 2^1 & 2^0
 \end{array}$$

Figure 5:

So the binary number 10110 is the quantity $16 + 4 + 2 = 22$. Each binary digit (a one or a zero) is called a **bit**. The largest five-bit binary number, then is $11111 = 16 + 8 + 4 + 2 + 1 = 31$.

It's worthwhile to learn to count in binary, at least from zero to fifteen:

0000 = 0	0100 = 4	1000 = 8	1100 = 12
0001 = 1	0101 = 5	1001 = 9	1101 = 13
0010 = 2	0110 = 6	1010 = 10	1110 = 14
0011 = 3	0111 = 7	1011 = 11	1111 = 15

The repeated division algorithm we learned in the positional numbering section also works for binary, but there's an even simpler way it can be adapted, by thinking in terms of even and odd numbers.

Let's convert the number 46 to binary. We begin by noticing that it is even, so we write a zero. Then we divide the number in half to get 23. That number is odd, so we write a one. Then we divide it in half (discarding the .5 remainder) to get 11. That's odd, so we write a one, and so on.

46	even	0
23	odd	1
11	odd	1
5	odd	1
2	even	0
1	odd	1

The algorithm ends when we get down to 1, and then we read the binary number from bottom to top: 101110 is the binary representation of the quantity 46.

- Video: [Binary Numbers and Base Systems as Fast as Possible](#) by Techquickie [5:19]
- Video playlist: [Understanding binary numbers](#) by Carl Herold

The image shows a handwritten binary addition problem. The numbers 10110 and 11100 are written in blue ink. Above the first three columns of the first number, there are three orange vertical lines representing carry bits. A horizontal blue line is drawn under the second number. Below the horizontal line, the result 110010 is written in orange ink. To the right of the binary numbers, the decimal equivalents are written in green ink: 22 for 10110, 28 for 11100, and 50 for the result 110010. Below the binary numbers, the powers of two (32, 16, 8, 4, 2, 1) are written in red ink, corresponding to the bit positions.

Figure 6:

Binary arithmetic

It's relatively easy to add numbers directly in binary. Line up the columns and then proceed from right to left, as usual. There are only four possible cases:

- If a column has no ones, write a zero below.
- If a column has one one, write a one below.
- If a column has two ones, write a zero and carry a one to the next column (to the left).
- Finally, if a column has three ones (possible due to an incoming carry), write a one and carry a one to the next column.

Below is an example of adding 10110 plus 11100. The result is 110010, and you can see the carry bits above the original numbers, in orange.

When adding this way, it's always a good idea to check your work by converting the numbers to decimal and checking the addition. In this case, we're adding 22 (10110) to 28 (11100) to get 50 (110010).

Fixed-size binary numbers

We generally arrange numbers along a line, that goes off to infinity. Indeed, in binary we can always continue counting by adding more and more columns that are powers of two.

However, in most computer systems and programs we use **fixed-size** numbers. That is, we decide in advance how many bits will be used to represent the number. For example, a **32-bit computer** represents most of its numbers and addresses using 32 bits. The largest such number is $2^{32} - 1 = 4,294,967,295$. Many computers now use 64 bits. The largest 64-bit number is $2^{64} - 1 = 18,446,744,073,709,551,615$.

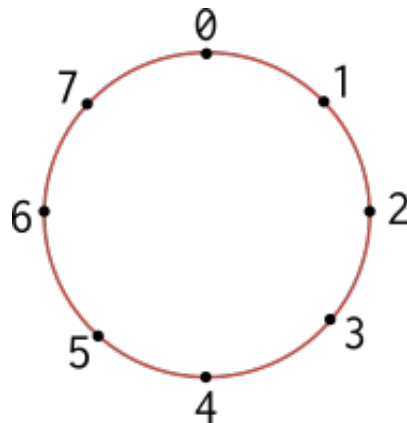


Figure 7:

$$\begin{array}{r}
 \text{discard } \textcircled{11} \\
 \text{extra carry} \\
 \begin{array}{r}
 110 = 6 \\
 + 011 = 3 \\
 \hline
 001 = 1
 \end{array}
 \end{array}$$

Figure 8:

When your numbers have a fixed size, then there is no number line heading off into infinity. Instead, we arrange the numbers around a circle, like a clock. Below is the **number wheel** for 3-bit integers. The smallest 3-bit integer is zero, and the largest is seven. Then, if you attempt to keep counting, it just wraps around to zero again.

When you perform arithmetic with fixed-size numbers, you throw away any extra carry bit; the result cannot exceed the designated size. For example, see what happens if we try to add $110 + 011$ using 3-bit integers:

In 3-bit arithmetic, 6 plus 3 is 1. You can make sense of this on the number wheel. Addition corresponds to walking clock-wise around the wheel. So start at 6, and go clockwise by 3. That lands on 1, which is $6+3$.

- Computerphile video: [Professor Brailsford on binary addition and overflow](#) [6:59]
- Numberphile video: [James Clewett on fixed-size binary numbers in old video games](#) [5:23]

Signed magnitude

Now we'll look at **signed** numbers – that is, numbers that can be positive or negative. There are two techniques for encoding signed numbers. The first one is called **signed magnitude**. It appears simple at first, but that simplicity hides some awkward properties.

Here's how it works. We use a fixed width, and then the left-most bit represents the sign. So 4-bit signed magnitude looks like this:

```

  ---  ---  ---  ---
sign  4   2   1

```

where having the sign bit set to '1' means the magnitude is interpreted as negative. Thus, 0110 is +6 whereas 1110 is -6. In this system, the largest positive number is 0111 = +7 and the most negative number is 1111 = -7.

One of the unfortunate effects of this representation is there are two ways to write zero: 0000 and also 1000. There is no such thing as negative zero, so this doesn't really make sense.

Two's complement

The second way to represent signed quantities is called **two's complement**. Although this looks trickier at first, it actually works really well. Below is the interpretation of 4-bit two's complement. All we need to do compared to normal unsigned numbers is negate the value of the left-most bit.

```

  ---  ---  ---  ---
-8    4   2   1

```

So +6 is 0110 as before, but what about -6? We need to turn on the negative 8, and then add two: 1010. To represent -1, you turn on all the bits: 1111, because that produces $-8+4+2+1 = -8+7 = -1$.

The nice thing about two's complement is that you can add these numbers and everything just works out. Let's try adding 7 and -3:

```

  0 1 1 1 = 7
  1 1 0 1 = -3
  -----
  0 1 0 0 = 4

```

It's also relatively easy to **negate** a number – that is, to go from +6 to -6 or from -3 to +3. Here are the steps:

1. First, flip all the bits. That is, all the zeroes become ones and all the ones become zeroes.
2. Next, add one.

For example here is how we produce -6 from +6:




Figure 9: How many bits is this person using?

$$\begin{array}{r}
 0\ 1\ 1\ 0 = +6 \\
 1\ 0\ 0\ 1 \text{ (flip all the bits)} \\
 + 1 \text{ (add one)} \\
 \hline
 1\ 0\ 1\ 0 = -6
 \end{array}$$

You don't even have to reverse these steps in order to convert back:

$$\begin{array}{r}
 1\ 0\ 1\ 0 = -6 \\
 0\ 1\ 0\ 1 \text{ (flip all the bits)} \\
 + 1 \text{ (add one)} \\
 \hline
 0\ 1\ 1\ 0 = +6
 \end{array}$$

Here's a cartoon from [XKCD](#) about counting sheep using two's complement!

Octal and hexadecimal

Finally, I want to introduce two number systems that are very useful as **abbreviations** for binary. They work so well because their bases are powers of two.

Octal is base eight, so we use the symbols 0–7 and the values of the columns are:

$$\begin{array}{r}
 \text{---} \quad \text{---} \quad \text{---} \quad \text{---} \\
 512 \quad 64 \quad 8 \quad 1 \\
 8^3 \quad 8^2 \quad 8^1 \quad 8^0
 \end{array}$$

The real advantage of octal, however, is that **each octal digit maps to exactly three binary digits**. So, on octal number like 3714 maps as shown:

$$\begin{array}{cccc}
 3 & 7 & 1 & 4 \\
 \text{octal number}
 \end{array}$$

0 1 1 1 1 1 0 0 1 1 0 0 binary number

(4 2 1 4 2 1 4 2 1 4 2 1)

Hexadecimal is base sixteen, so we use the symbols 0–9 and then A to represent ten, B for eleven, C for twelve, and so on up to F for fifteen. The values of the columns are:

----	----	----	----
4096	256	16	1
16^3	16^2	16^1	16^0

So a hexadecimal number like 2A5C has the value $2 \times 4096 + 10 \times 256 + 5 \times 16 + 12 \times 1 = 10844$ in base ten.

In hexadecimal, **each digit maps to exactly four bits**. So here is that same number in binary:

2	A	5	C
0 0 1 0	1 0 1 0	0 1 0 1	1 1 0 0
(8 4 2 1	8 4 2 1	8 4 2 1	8 4 2 1)

Below are two great video overviews of hexadecimal. (**Note** when you watch these – the Brits often pronounce zero as ‘naught.’)

- Numberphile video: [James Clewett on Hexadecimal](#) [7:57]
- Video: [Peter Edwards on binary/hexadecimal conversion](#) [3:10]

Practice problems

3. Convert the following base ten (decimal) numbers into binary.

- a. 6 _____
- b. 18 _____
- c. 51 _____
- d. 63 _____

4. Convert the following unsigned binary numbers into base ten.

- a. 1010 _____
- b. 1101 _____
- c. 1000 _____
- d. 10001 _____

5. What do all **odd** numbers have in common, when written in binary? (Hint: try writing the quantities 3, 5, 7, 9, 11 in binary.)

6. Using 7-bit signed (two's complement) binary numbers, what is the largest positive number? What is the most negative number?

7. Convert the following 5-bit **signed** (two's complement) binary numbers into base ten.

a. 01101 _____

b. 01111 _____

c. 10011 _____

d. 11111 _____

8. Convert the following 16-bit binary number into hexadecimal, and then into octal.

0 1 1 1 1 1 1 1 0 0 1 1 1 0 1 0

9. Convert the following hexadecimal numbers into binary:

a. 9D _____

b. C4 _____

c. A17E _____

10. Add and verify the following **unsigned** binary numbers.

$$\begin{array}{r} 1\ 0\ 1\ 1\ 1\ 1 \\ +\ 1\ 1\ 1\ 0\ 1 \end{array}$$

$$\begin{array}{r} 1\ 1\ 0\ 1\ 1\ 1 \\ +\ 1\ 0\ 0\ 1\ 0\ 0 \end{array}$$

[Solutions here](#)

Extra: floating-point

- Computerphile video: [Tom Scott on Floating Point](#) [9:15]
- [The Secret Robot Internet](#)

The image shows a screenshot of an order summary. At the top, it says "Order Summary". Below that, there is a small icon of a black t-shirt with the text "1 x American Apparel T-Shirt (S)" next to it. The price for this item is listed as "\$14.99". A horizontal line separates this from the subtotal, which is also "\$14.99". Below the subtotal, the shipping cost is listed as "\$3". Another horizontal line separates this from the total, which is "\$17.9900000000000002".


Order Summary	
 1 x American Apparel T-Shirt (S)	\$14.99
<hr/>	
Subtotal	\$14.99
Shipping	\$3
<hr/>	
Total	\$17.9900000000000002

Figure 10: @jaffthecake on Twitter